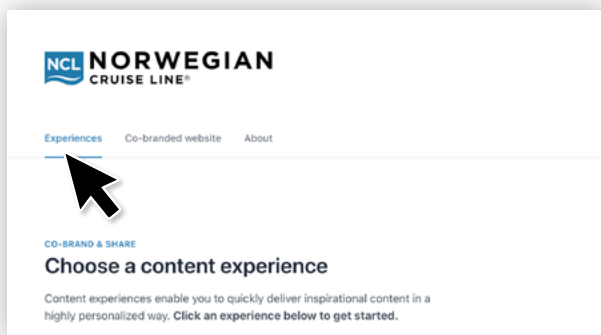


# SELLING NCL JUST GOT EVEN EASIER

Follow the step-by-step instructions below to share co-branded content with your clients in just a few seconds!

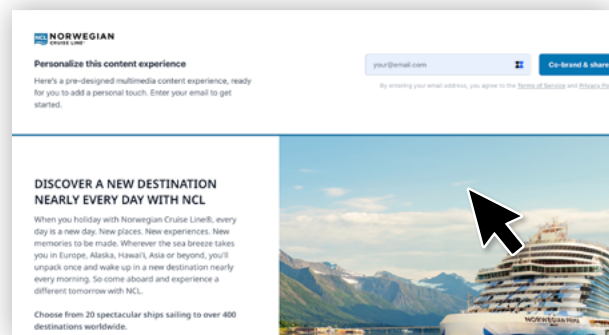
## HOW TO CO-BRAND A CONTENT EXPERIENCE



### STEP 1:

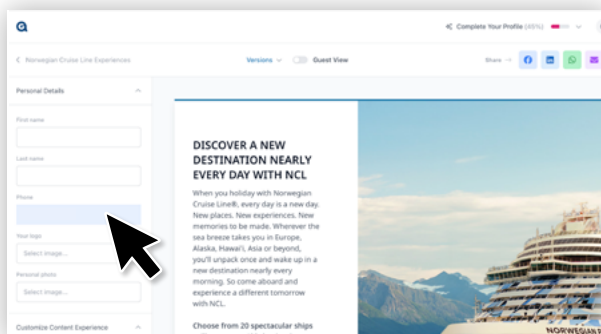
Visit [INSPIRES.TO/NCL](https://inspires.to/NCL) and click on a content experience that is relevant to your clients

CHECK  
YOUR INBOX



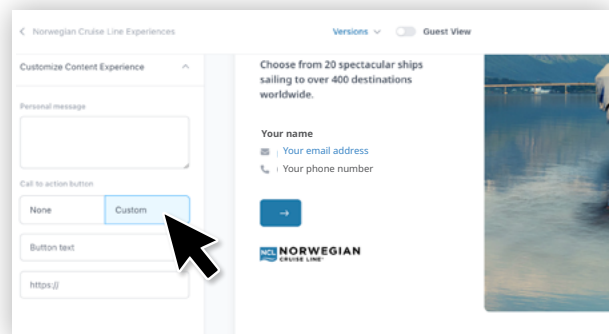
### STEP 2:

Enter your email address – it's that simple! You will receive a [Magic Link](#) in your inbox to access your co-branded content experience.



### STEP 3:

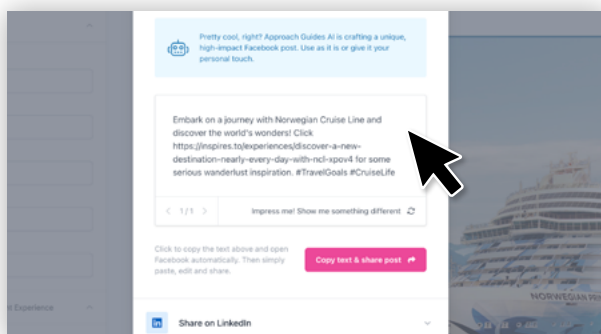
If you choose, you can further personalise with your name, CTA details, agency logo and headshot.



### STEP 4:

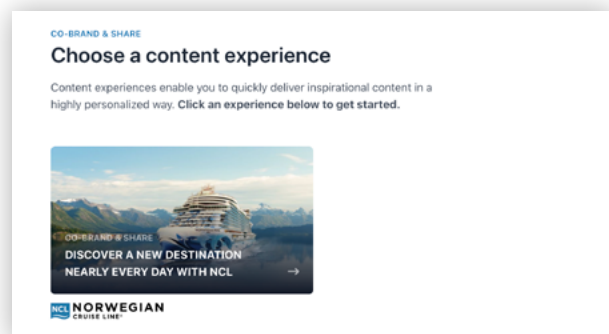
You can also add your very own personalised message to your clients and a custom CTA link. What to share is up to you! Share a link to your co-branded website, a downloadable flyer, your [email address](#), etc.

TYPE MAILTO:YOUR  
EMAIL ADDRESS  
INTO THE HYPERLINK  
FIELD FOR AN EMAIL CTA



### STEP 5:

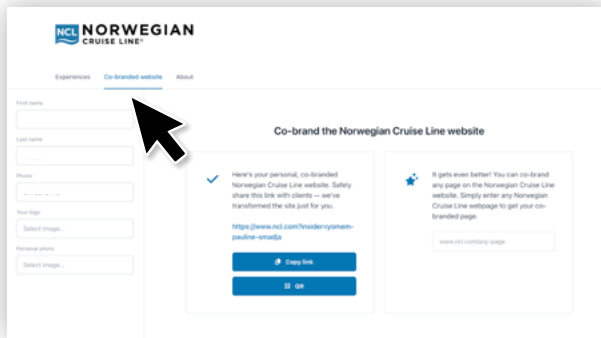
Connect with your clients faster and easier than ever by sharing your content experience across a variety of channels! With the help of AI, you can quickly generate different copy options to share alongside your content experience.



### STEP 6:

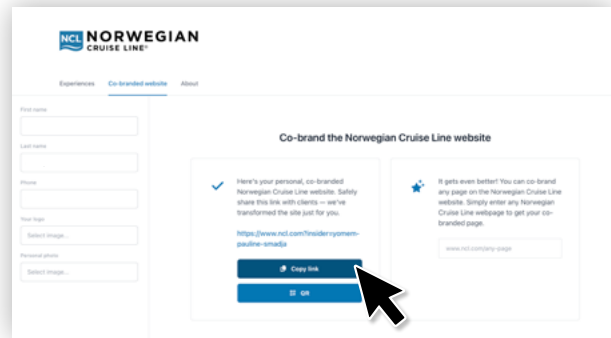
Congrats! You've published your first content experience. Be sure to check out NCL's content experience library, as new content will continue to be added!

# HOW TO CO-BRAND YOUR VERY OWN WEBSITE



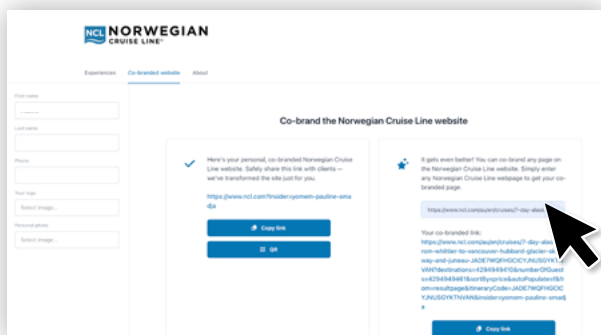
## STEP 1:

Now that you have an NCL Connect account, click on the Co-Branded Website tab to access your very own co-branded website.



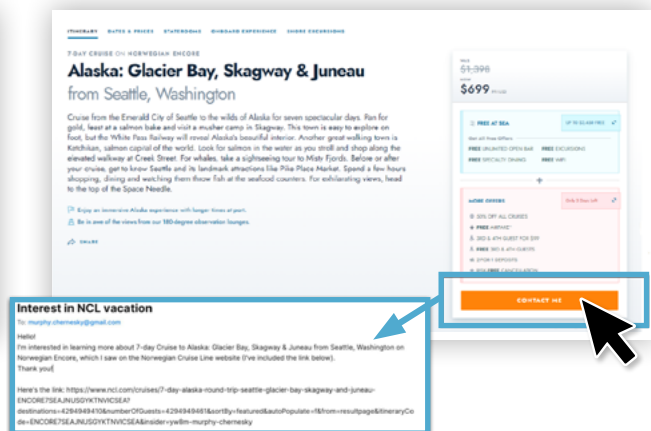
## STEP 2:

Simply copy your unique URL and share with your clients in just a few seconds! You can also share a unique QR code.



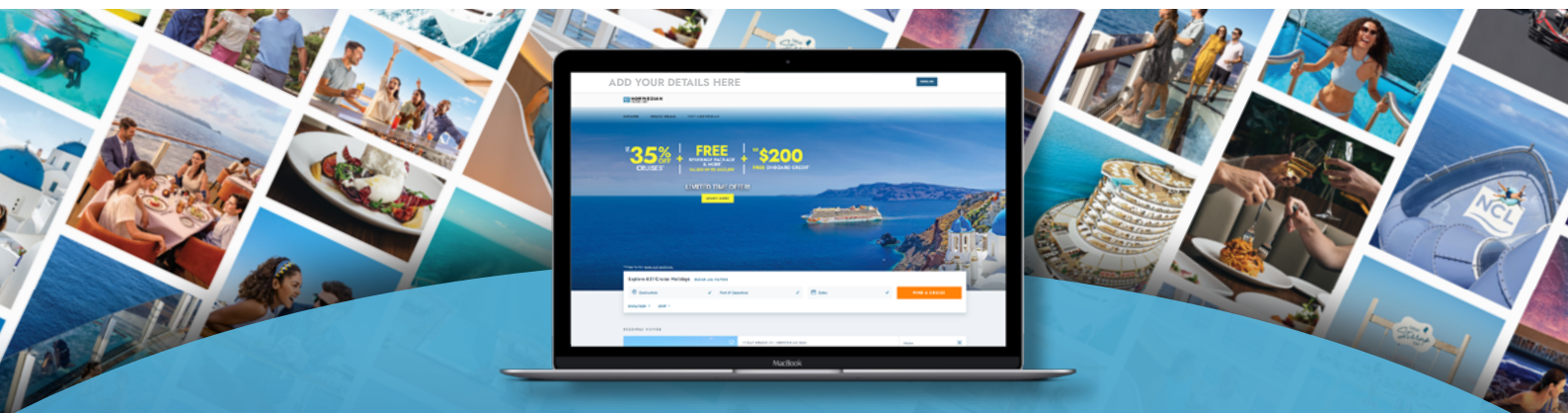
## STEP 3:

If you want to share a specific itinerary or NCL.com landing page with your client, copy the NCL.com URL and paste it into the NCL Connect personalised URL generator for your very own co-branded page.



## STEP 4:

Share your co-branded website link with your clients and have all leads come directly back to you! When they click on the CONTACT ME button, an auto-generated email will be created so your client can easily send a private enquiry to you.



SOMETIMES YOU JUST CLICK AND  
EVERYTHING FALLS INTO PLACE.  
THAT'S **NCL** CONNECT

**NCL** NORWEGIAN  
CRUISE LINE®



CO-BRAND NOW